

Click the button
to watch the
assembly video

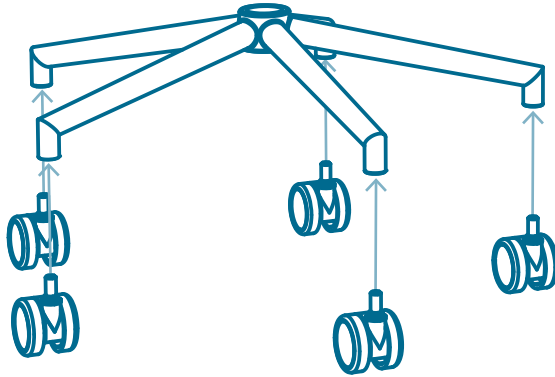


**HOME OFFICE CHAIR
VIRTUE**

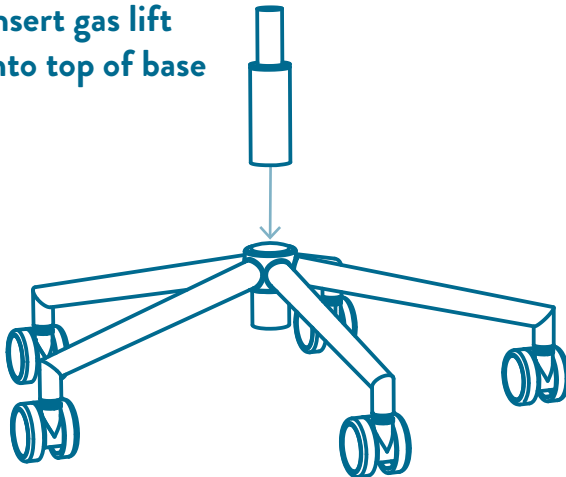
Kood



1. Attach castors to base



2. Insert gas lift into top of base



Click the button
to watch the
assembly video



3. Secure seat
onto gas lift

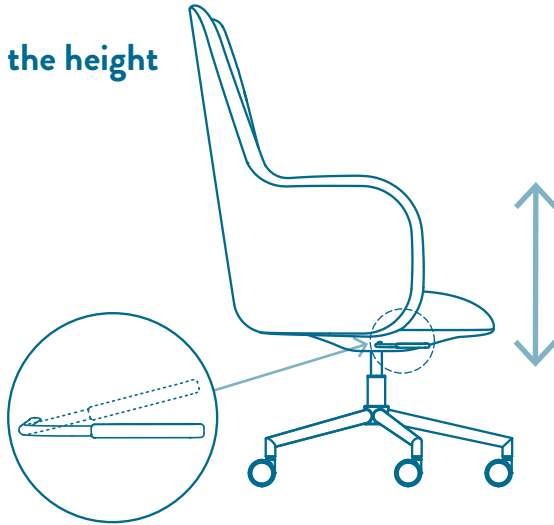


4.






5. Adjust the height



6. Tilting the chair back



Click the button
to watch the
assembly video



don't forget to recycle

It is recommended to place a mat beneath your office chair to avoid scratching hard floors

koala