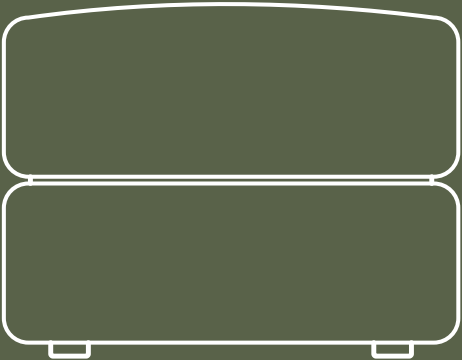
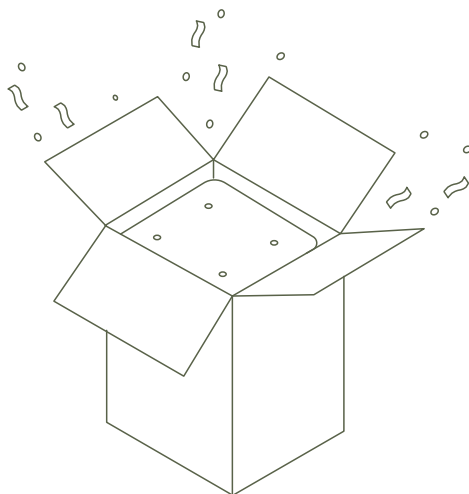


Ottoman
OG Sofa Bed

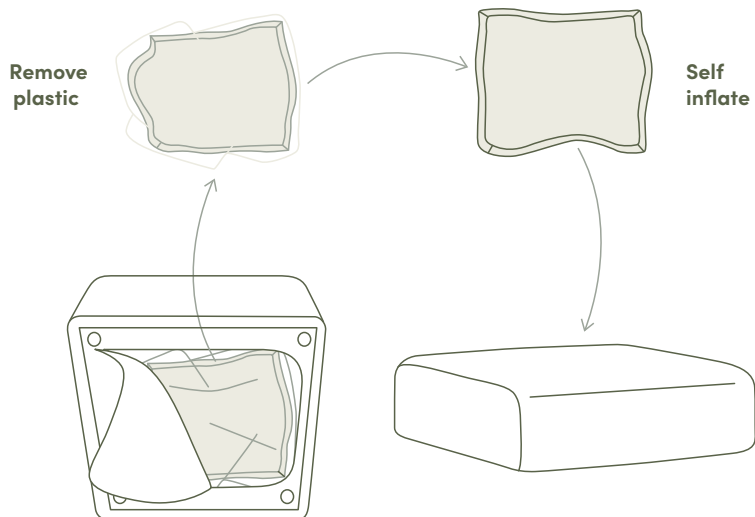


diverXo

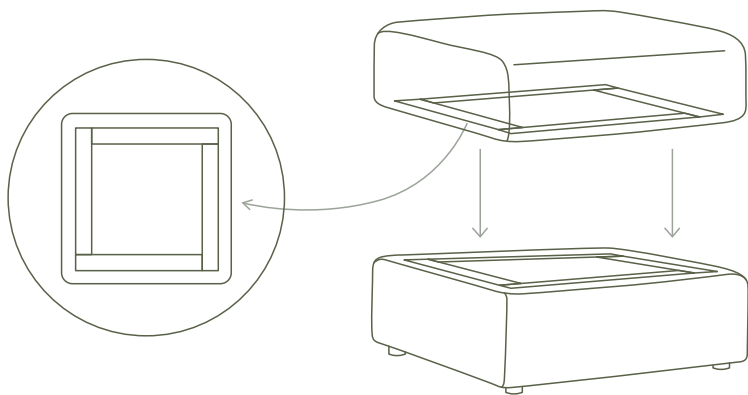
1.



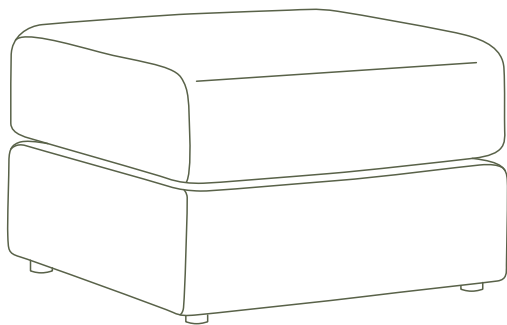
2.



3.



4.



Product Information and Care

FABRIC

Regular care (weekly)

- Vacuum regularly using low suction.
- Protect from direct sunlight.

Spot Cleaning


- Remove any spills immediately.
- Use a mild detergent to gently clean any stains.
- Do not scrub with a stiff brush.
- Use a clean cloth to blot out excess liquid.
- Avoid over wetting as this may result in a water mark.
- Allow the fabric to dry in a well ventilated area away from direct sunlight.

NOTE: RETEST THE CLEANING METHOD ON HIDDEN AREA OF THE OTTOMAN.
IF CHANGE IN COLOUR, OR TRANSFER DO NOT CONTINUE.

PILLING

- Pilling can occur occasionally as a result of normal daily wear and should not be considered a fault.
- Fiber pills can be carefully removed with a battery operated pilling tool, available from most haberdashery stores.

WARNING: CARELESS USE OF CIGARETTES AND MATCHES COULD SET FIRE TO THIS PRODUCT.



Don't forget to recycle.

ko'ala