


# MODERN SOFA

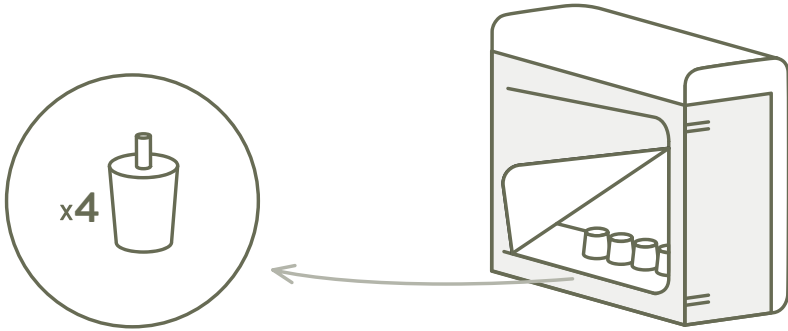
## Ottoman

Click the button  
to watch the  
assembly video



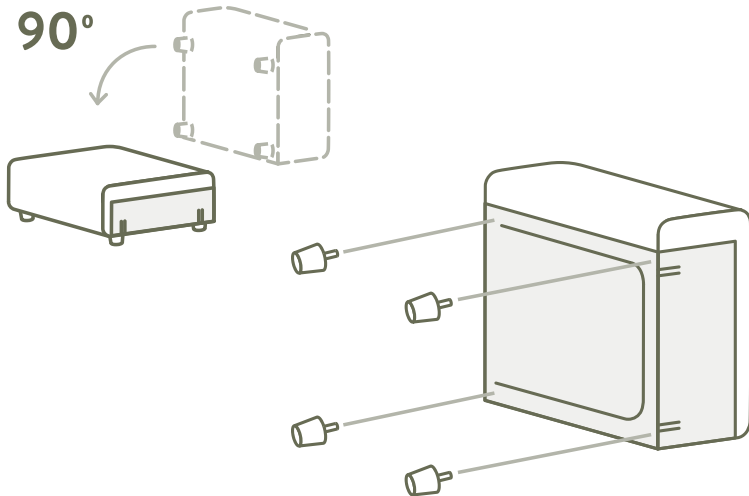
# Ko'do

# 1. Unscrew all legs from inside zip pocket




---

# 2. Screw legs into frame




# 3.

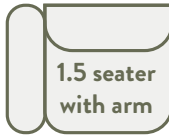
Enjoy now or add to your collection



ottoman



corner



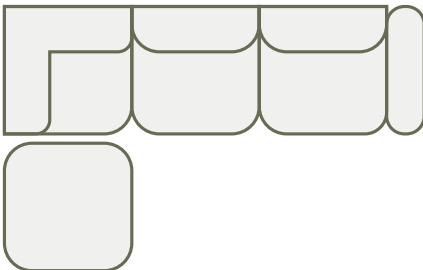
1.5 seater  
with arm




1.5 seater



chaise  
left hook





Don't forget to recycle.

**kóala**